

Digital Specifications

Digital Video Specifications

INPUTS/OUTPUTS

| | |
|--------------|--|
| Number | 16 or 32 |
| Type | Standard 75 Ohm, self-terminating, unbalanced BNCs with auto-EQ. conforming to SMPTE259M, SMPTE292M and SMPTE424M. |
| Return Loss | ≥15dB 1MHz to 1.5GHz; ≥10dB, 1.5GHz to 3GHz. |
| Equalization | 300m auto-equalization Belden 1694A or equivalent at 270Mbps.; 100m auto-equalization Belden 1694A or equivalent at 1.5Gbps; 80m auto-equalization Belden 1694A or equivalent at 3Gbps |
| Level | 800mVpp, ±10% |

SIGNAL SPECIFICATIONS

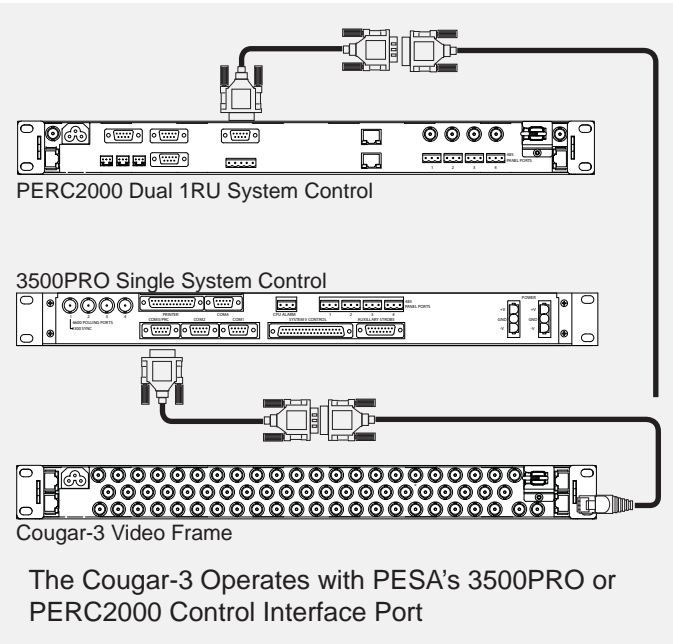
| | |
|------------------|---|
| Rise/Fall | ≤ 600ps +/-10% SD SMPTE259M; ≤ 270ps HD SMPTE292M; ≤ 135ps 3G SMPTE424M. |
| Overshoot | ≤ 10% of amplitude max. |
| Alignment Jitter | ≤ 0.2 UI from 100kHz to 150MHz SMPTE259M or SMPTE292M; ≤ 0.3 UI from 150MHz to 300MHz SMPTE424M. |
| Timing Jitter | ≤ 1.0 UI from 10Hz to 100kHz SMPTE259M or SMPTE292M; ≤ 2.0 UI from 10Hz to 100kHz SMPTE424M. |
| Reference Inputs | Two independent 75 ohm BNC connectors, 0.5Vpp to 2.0Vpp; PAL, NTSC or Tri-Level sync. |
| Data Rates | 143Mbps to 3Gbps |
| Form Factor | 1RU |
| Mechanical | 19.00W X 1.75H X 14.75D 482.6mm X 44.45mm X 372.65mm |
| Weight | 12lbs |

Environmental & Miscellaneous


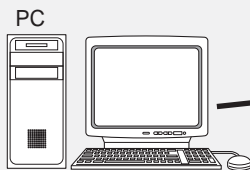
| | |
|----------------------|---|
| Control | Supports single-bus, multi-bus and XY control panels, using external system controller. |
| (Serial 422 PRC I/F) | 4-wire, full duplex, multi-drop, serial RS422 port capable of accepting PESA PRC control protocol. |
| AC Input Connections | IEC 320C6 socket (accepts IEC 320 C5 line cord) |
| Network Control | Supports PESA P-NET series of remote and local control panels NOTE: Used with SSC Controller or CATTRAX software. Network panels will not operate with P2K or 3500PRO |
| Input Voltage | 90-260 VAC, 47-63Hz |
| Operational Temp | 0-40 degrees C |
| Operational Humidity | 90% Non-condensing |

Part Numbers

| | |
|----------------|--|
| CG3G-32X32-BNC | 32X32 Routing Switcher, 1RU, PS, Supports data rates from 143Mbps to 3Gbps |
| CG3G-16X16-BNC | SMPTE 259M, 292M, 424M, DVB/ASI 16X16 Routing Switcher, 1RU, PS, Supports data rates from 143Mbps to 3Gbps SMPTE 259M, 292M, 424M, DVB/ASI |



PNET Softpanels
Windows based version
of PNET panels



Ethernet Control Panel (remote location)



Ethernet Control Panel (remote location)



Ethernet Control Panel (local connection)



Cougar-3 Video Frame

The Cougar-3 Operates with PESA's SSC for network control and Ethernet Control Panels